


DBS
HighLighterTM360
Autostainer

Crisp and Consistent Results



DBS HighLighterTM360 Autostainer



Key Features

- ▶ Compact, benchtop, 36-slide system
- ▶ Compatible with IHC, ISH and FISH
- ▶ Fully automated from baking to counterstain
- ▶ Consistent and crisp staining
- ▶ Real time onboard DAB mixing
- ▶ Liquid sensors for accurate reagent handling
- ▶ Liquid sensors for waste disposal to prevent overflow
- ▶ Slide Data Matrix Code labelling and reading
- ▶ RFID reader for reagents vials, identifies and controls reagent consumption and expiration dates

Cost Effective

- ▶ Cost efficient, minimal reagent usage
- ▶ Consumes less than 2 liter of buffer for a full 36 slide run
- ▶ Significantly less waste output
- ▶ Separate containers for hazardous and non-hazardous waste to mitigate waste expense


USER-FRIENDLY OPERATION

CONSISTENT AND CRISP RESULTS


DEFINITIVE CLINICAL ANSWERS



FULLY AUTOMATED HIGH QUALITY EFFICIENT AND RELIABLE



36-SLIDE SYSTEM



ONBOARD DAB MIXING



LIQUID SENSORS



RFID READER



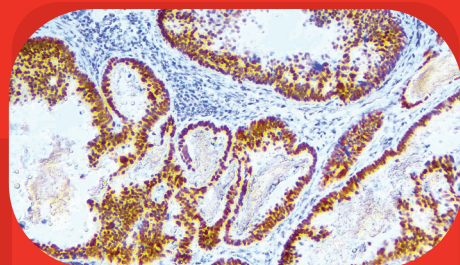
Optimized Protocols

- ▶ To further enhance throughput and the overall quality of the staining process, the DBS HighLighter™ 360 Autostainer is delivered with optimized proprietary protocols for DBS antibodies and reagents
- ▶ Get access to unique protocols which can be customized any time
- ▶ User-friendly operations

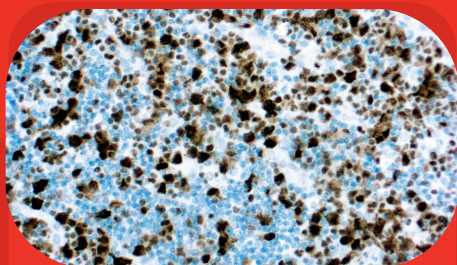
Flexible Programming

- ▶ Provides intuitive programming routines in multiple languages
- ▶ Each slide can be programmed to run a different protocol
- ▶ Provides reagent and slide loading maps
- ▶ A convenient run time display
- ▶ Programmable delayed run start
- ▶ Compatible with LIS and LIMS facility

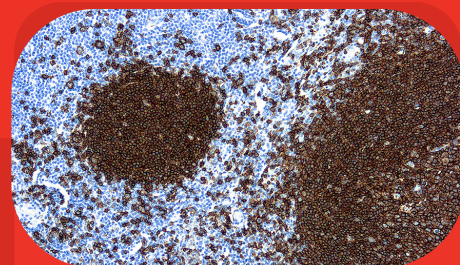
Staining images using the DBS HighLighter™ 360 Autostainer



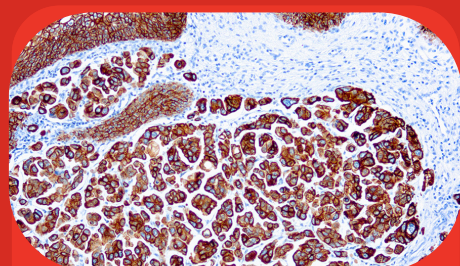
SATB2 (EP 281)



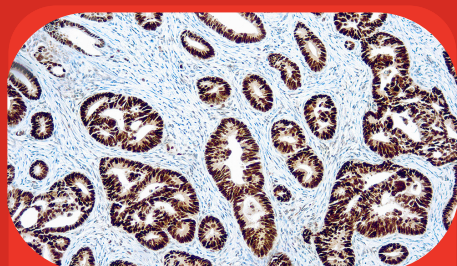
ALK (4A4)



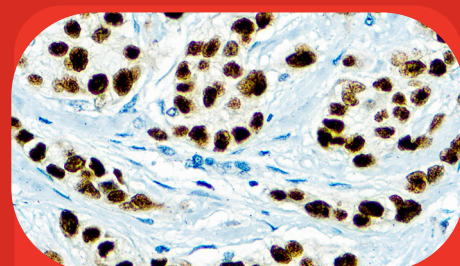
CD20 B-Cell (L26)



Cytokeratin 7 (OV-TL 12/30)



p53 protein (D07)



Progesterone Receptor (SP2)



DBS HighLighterTM360 Autostainer

Components

PART NUMBER	DESCRIPTION
HL-PC706B	2x Reagent Rack, Modified
HL-PC326	Power Cord, Instrument
HL-324	USB Cable
HL-PC417A	2 Liter with Modified Cap and Fitting
HL-PC423	2 x 4 Liter with Modified Cap
HL-PC704	Label Printer
HL-PC716	Labels, Xylene Resistant
HL-PC717	Ribbon, Xylene Resistant
HL-PC331	Computer
HL-PC7331A	Computer Mouse
HL-PC720	Slide Tissue Area Map - 2 Slides
HL-PC740	Alcohol Swabs - 1 Set of Boxes

Dimensions:

36.5 in x 22 in x 24 in/93 cm x 56 cm x 61 cm (W x H x D)



**Diagnostic
BioSystems**

United States (Headquarters)

6616 Owens Drive
Pleasanton
CA 94588, USA
Toll Free: (888) 896-3350
customersupport@dbiosys.com



Contact your distributor
for more information
and visit us at www.dbiosys.com

Europe

Germany
Lake Constance
Cell: +49 7557 929 3915
wolfgang.vogel@dbiosys.com

Mexico

Avenida Aztecas # 95, Casa 4
Colonia Pueblo de los Reyes
Alcaldia Coyoacan
CDMX, C.P. 04330
Cell: +525535709693
a.herrera@dbiosys.com

India

612, Eden Square
St. John's Road
Secunderabad – 500003
Tel: 040-40078333
Cell: +91 9958293222
anandam@dbiosys.com

Canada

Hosna Mujadidi
32 Lemsford Drive
Markham, ON L3S 4H4
Cell: +1 416 219 2035
hosna.mujadidi@dbiosys.com